

A LIST OF
Spare and Replacement Parts

FOR THE

THE FAMOUS
JAMES

125 c.c. Two Stroke
MOTOR CYCLE
Model M.L.

Contract No. 294/23/S 5571 (Con. 23 B)

Frame Nos. from ML5209 to ML5308

Frame Nos. from ML5457 to ML5556


THE JAMES CYCLE CO. LTD.

November, 1943

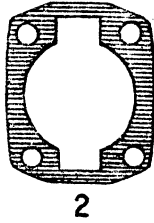
5571¹/₂/1

JAMES 125 c.c. TWO STROKE MODEL M.L.

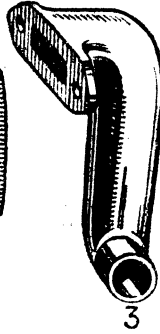
Illus. No.	Part No.	DESCRIPTION	No. Off	Prop. or M.T. No.	Nett Selling Price
—	ML.17/1ASS	ENGINE GROUP. Engine and gear unit, with flywheel magneto, carburetter, air cleaner, strangler and sparking plug	1		£ s. d.
		Cylinder Barrel.			
1	B.3833	Cylinder	1		
2	E.3947	Gasket, cylinder base	1		
3	C.6285	Manifold, inlet	1		
4	E.3949	Gasket, exhaust and inlet manifold, combined	1		
5	D.4608	Manifold, exhaust	2		
6	E.3948	Gasket, exhaust manifold to cylinder	1		
7	E.392	Stud, cylinder to exhaust manifold, short	2		
8	E.401	Nut, " " " stud	2		
9	E.2924	Washer " " " "	2	MT5/9727	
10	E.3908	Stud, " " " long	2		
8	E.401	Nut, " " " stud	2		
9	E.2924	Washer " " " "	2	MT5/9727	
7	E.392	Stud " " inlet manifold	2		
8	E.401	Nut, " " " stud	2		
9	E.2924	Washer, " " " "	2	MT5/9727	
		Cylinder Head.			
11	C.5442	Head, cylinder	1		
12	E.5317	Bolt, head to cylinder	4		
13	FG.186E	Washer cylinder head bolt	4		
		Piston.			
14	E.6313ASS	Piston assy., with pin, rings and circlips	1		
—	E.6321ASS	" " " " .015" o/s	1		
—	E.6322ASS	" " " " .030" o/s	1		
15	E.1725	Ring, piston compression	2		
—	E.4480	" " " .015" o/s	2		
—	E.4582	" " " .030" o/s	2		
16	E.3903	Pin, piston gudgeon	1		
17	E.4047	Circlip, gudgeon pin retaining	2		
—	E.1551	Peg, piston ring	2	Not serviced	
		Crankshaft.			
18	C.6314ASS	Crankshaft assy.	1		
19	D.5155	" " drive side	1		
20	D.5156	" " flywheel side	1		
		Connecting Rod.			
21	D.5154	Rod, connecting, with small end bush	1		
22	E.1729	Bush, connecting rod small end	1		
23	E.5157	Crankpin	1		
24	E.375E	Roller, steel, crankpin	6		set
25	E.1899	" " phospher bronze, crankpin	6		set
		Crankcase.			
26	A.6315ASS	Crankcase assy., less end cover	1		
27	E.1962	Plug, crankcase drain	1		
28	E.1905	Washer, fibre, crankcase drain plug	1		
29	E.375E	Dowel, crankcase	1		
30	E.4253	Plug, crankcase dowel	1		
		Crankcase Bearings.			
31	—	Bearing, ball journal, crankcase drive side	2	MT7/6674	
31	—	" " " " flywheel side	1	MT7/6674	
32	E.5420	Spacer, Crankcase drive side bearing	1		
33	E.4015	Bush, " flywheel side	1		
34	E.4602	Gland " drive side	1		
35	E.4656	Spring, crankcase, gland, drive side	1		



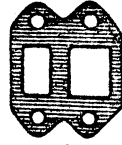
1



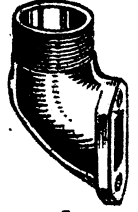
2



3



4



5



6



7



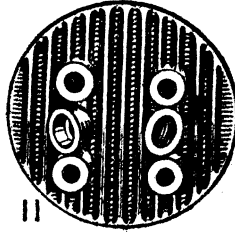
8



9



10



11



12



13



14



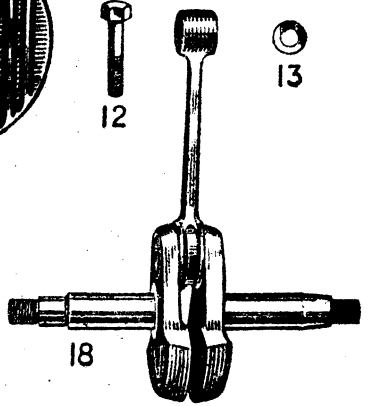
15



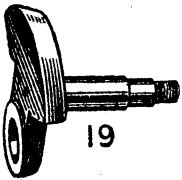
16




17



18



19



20



21



22




23



24



25



26



27



28



29



30



31



32



33



34



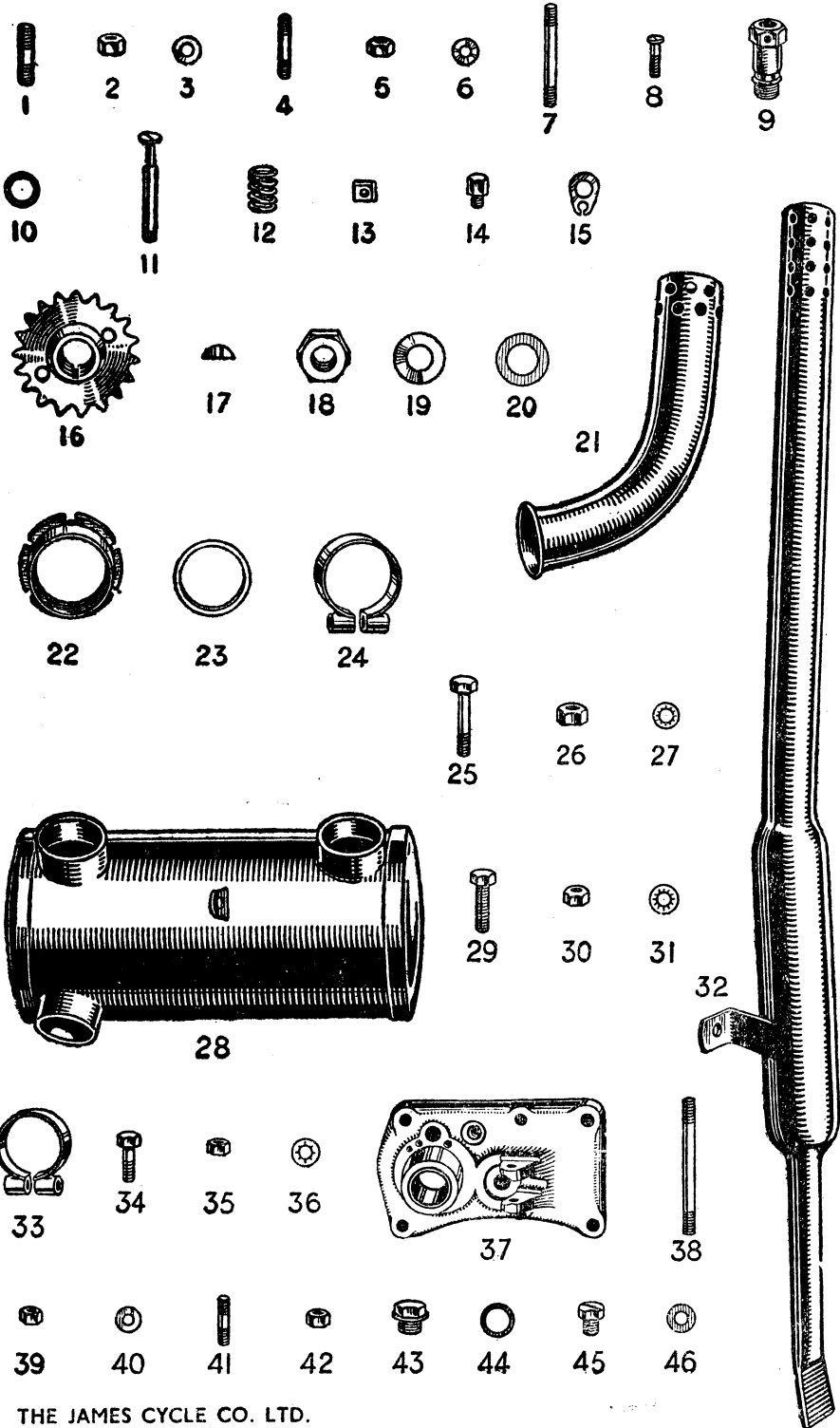
35

THE JAMES CYCLE CO. LTD.

JAMES 125 c.c. TWO STROKE MODEL M.L.

Illus. No.	Part No.	DESCRIPTION	No. Off	Prop. or M.T. No.	Nett Selling Price
Engine Group—continued					
Crankcase Studs and Bolts.					
1	E.4160	Stud, cylinder base	4		
2	E.3961	Nut, " " stud	4		
3	E.1050	Washer, " "	4		
4	E.3392	Stud, crankcase connecting	4		
5	E.401	Nut, " " stud	8		
6	E.2924	Washer " " "	8	MT5/9727	
7	E.4008	Stud, " " "	3		
5	E.401	Nut, " " stud	6		
6	E.2924	Washer, crankcase to connecting stud	6	MT5/9727	
8	1140X1E	Screw, crankcase connecting	1		
Decompressor.					
9	E.1281	Body, decompressor	1		
10	E.1238	Washer, joint, decompressor body	1		
11	E.1280	Valve, decompressor	1		
12	E.1163	Spring, decompressor valve	1		
13	E.1545	Clamp, decompressor body	1		
14	E.1546	Screw, decompressor clamp	1		
15	E.1276	Nut, stop, decompressor cable	1		
Engine Sprocket.					
16	E.4007	Sprocket, engine (19T)	1		
17	E.4873	Key, engine sprocket	1		
18	E.3931	Nut, " " "	1		
19	E.5706	Washer, spring, engine sprocket	1		
20	E.4150	Shim, engine sprocket	1		
EXHAUST SYSTEM GROUP.					
Exhaust Pipe.					
21	ML.37	Pipe, exhaust	2		
22	E.3934	Nut, exhaust pipe to cylinder	2		
23	E.4453	Washer, joint, exhaust pipe nut	2		
24	ML.61	Clip, exhaust pipe to expansion chamber	2		
25	MS.1087	Pin, exhaust pipe clip	2		
26	MS.224	Nut, " " pin	2		
27	BML.35	Washer, shakeproof for exhaust pipe clip pin	2	MT5/9688	
Silencer.					
28	ML.39ASS	Chamber, exhaust expansion	1		
29	MS.222	Pin, exhaust chamber to frame	1		
30	MS.224	Nut, " " " bolt	1		
31	BML.35	Washer, shakeproof exhaust cham. to frame bolt	1	MT5/9688	
32	BML.45	Silencer assy., auxiliary	1		
33	ML.62	Clip, auxiliary silencer to expansion chamber	1		
25	MS.1087	Pin, auxiliary silencer clip	1		
26	MS.224	Nut, auxiliary silencer clip pin	1		
27	BML.35	Washer, shakeproof for aux. silencer clip pin	1	MT5 9688	
34	MS.222	Bolt, auxiliary silencer to rear mudguard	1		
35	MS.224	Nut, " " " " " bolt	1		
36	BML.35	Washer, shakeproof, auxiliary silencer bolt	1	MT5/9688	
GEAR UNIT GROUP.					
37	C.4058	Cover, gearbox	1		
38	E.4009	Stud, gearbox connecting (long)	5		
39	E.401	Nut, gearbox connecting stud	5		
40	E.2924	Washer, gearbox connecting stud	5	MT5/9727	
41	E.4011	Stud, gearbox connecting (short)	1		
42	E.2539	Nut, gearbox connecting stud	1		
40	E.2924	Washer, gearbox connecting stud	1	MT5/9727	
43	E.6292	Plug, gearbox filler	1		
44	V.107X3E	Washer, fibre, gearbox filler plug	1		
45	E.1962	Plug, gearbox oil level	1		
46	E.1905	Washer, fibre, gearbox oil level plug	1		
45	E.1962	Plug, gearbox drain	1		
46	E.1905	Washer, fibre, gearbox drain plug	1		

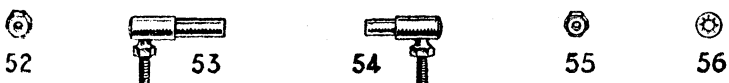
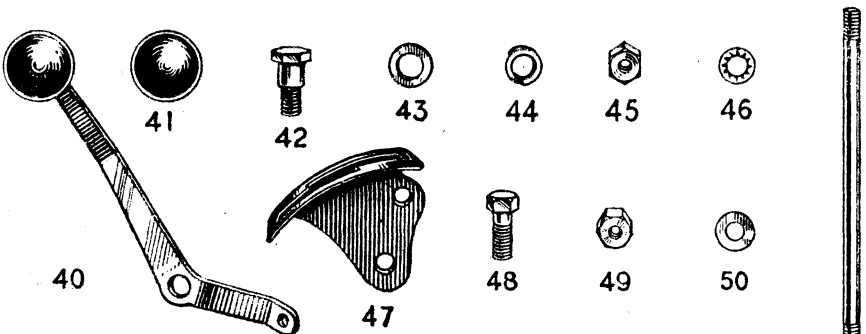
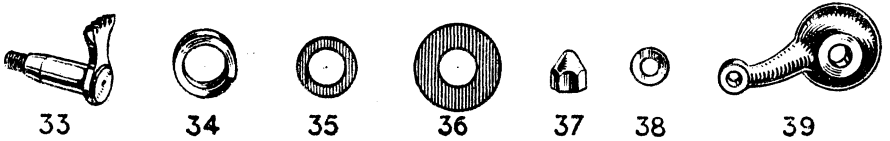
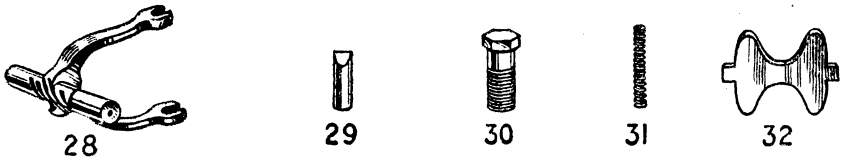
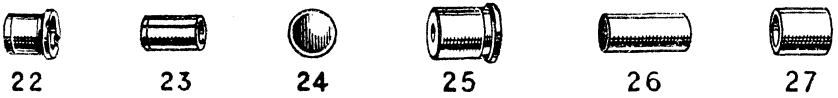
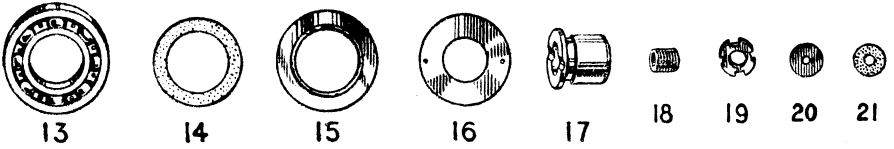
£ s. d.



THE JAMES CYCLE CO. LTD.

JAMES 125 c.c. TWO STROKE MODEL M.L.

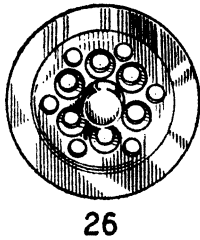
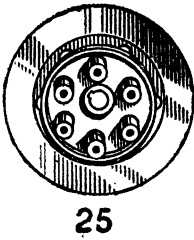
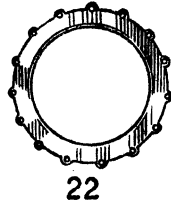
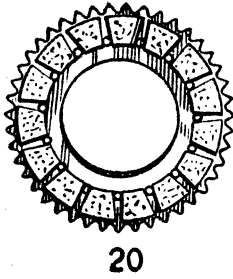


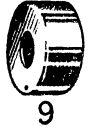
I'lus. No.	Part No.	DESCRIPTION	No. Off	Prop. or M.T. No.	Nett Selling Price £ s. d.
Shafts and Gears.					
1	D.3987	Mainshaft, gearbox	1		
2	E.4873	Key, gearbox mainshaft	1		
3	E.4467	Nut, gearbox mainshaft	1		
4	E.4915	Washer, gearbox mainshaft	1		
5	C.3988	Layshaft, gearbox	1		
6	E.5209	Washer, thrust, gearbox mainshaft	1		
7	D.3981	Gear, mainshaft high (26T)	1		
8	D.3986	„ „ 2nd (21T)	1		
9	D.3983	„ „ 1st (15T)	1		
10	E.3982	„ layshaft high (16T)	1		
11	E.3985	„ „ 2nd (21T)	1		
12	D.3984	„ and Kickstarter wheel, layshaft (27T)	1		
Gearbox Bearings.					
13	—	Bearing, ball journal, gearbox mainshaft	1	MT7/6676	
14	E.5252	Washer, felt, gearbox mainshaft bearing	1		
15	E.5254	Retainer, oil, gearbox mainshaft bearing, large	1		
16	E.4610	„ „ „ „ small	1		
17	E.4110	Bush, gearbox mainshaft (end cover)	1		
18	E.4906	„ „ „ „ adjusting	1		
19	E.4905	Nut, gearbox mainshaft adjusting bush	1		
20	E.5257	Washer, steel, gearbox mainshaft adj. bush	1		
21	E.5256	„ felt, gearbox mainshaft adj. bush	1		
22	E.3996	Bush, gearbox layshaft (shell)	1		
23	E.5550	„ „ „ „ (kickstarter shaft)	1		
24	Z1009X9	Plug, welch, gearbox layshaft bush	1		
25	E.3997	Bush, gearbox kickstarter shaft (cover)	1		
26	E.5253	„ gear selector spindle	1		
27	E.4075	„ „ „ „ quadrant	1		
Gear Control (Gearbox).					
28	D.5255	Fork, gear selector	1		
29	E.4085	Plunger, gear selector fork	1		
30	E.4084	Box, gear, selector fork plunger	1		
31	E.6296	Spring, gear selector fork plunger	1		
32	E.4128	Operator, gearbox sliding gears	1		
33	E.6316ASS	Quadrant assy., gear selector	1		
34	E.4069	Washer, spring, gear selector quadrant	1		
35	E.4135	„ plain, gear selector quadrant, small	1		
36	E.4103	„ „ „ „ large	1		
37	E.4159	Nut, dome, gear selector quadrant	1		
38	E.373	Washer, gear selector quadrant nut	1		
39	D.6291	Lever, gear (gearbox end)	1		
Gear Control (Gate).					
40	ML.43ASS	Lever assy. gear (gate end)	1		
41	ML.44	Knob, gear lever	1		
42	ML.46	Bolt, gear lever fulcrum	1		
43	MS.254	Washer, plain, gear lever fulcrum bolt	1		
44	MS.107	„ spring, gear lever fulcrum bolt	1		
45	MS.156	Nut, gear lever, fulcrum stud	1		
46	BML.33	Washer, shakeproof, gear lever fulcrum stud	1	MT5/15385	
47	ML.53	Gate, gear control	1		
48	MS.785	Pin, gear gate to tank	1		
49	MS.156	Nut, gear gate to tank pin	1		
50	MS.101	Washer, plain, gear gate to tank pin	1		
51	ML.54	Rod, gear control	1		
52	MS.276	Nut, gear control rod (gate end)	1		
53	BML.39	Ball joint, gear control rod (gate end)	1		
54	BML.39A	„ „ „ „ (gearbox end)	1		
55	MS.224	Nut, gear control rod ball joint	2		
56	BML.35	Washer, gear control rod ball joint	2	MT5/9688	



THE JAMES CYCLE CO. LTD.

JAMES 125 c.c. TWO STROKE MODEL M.L.

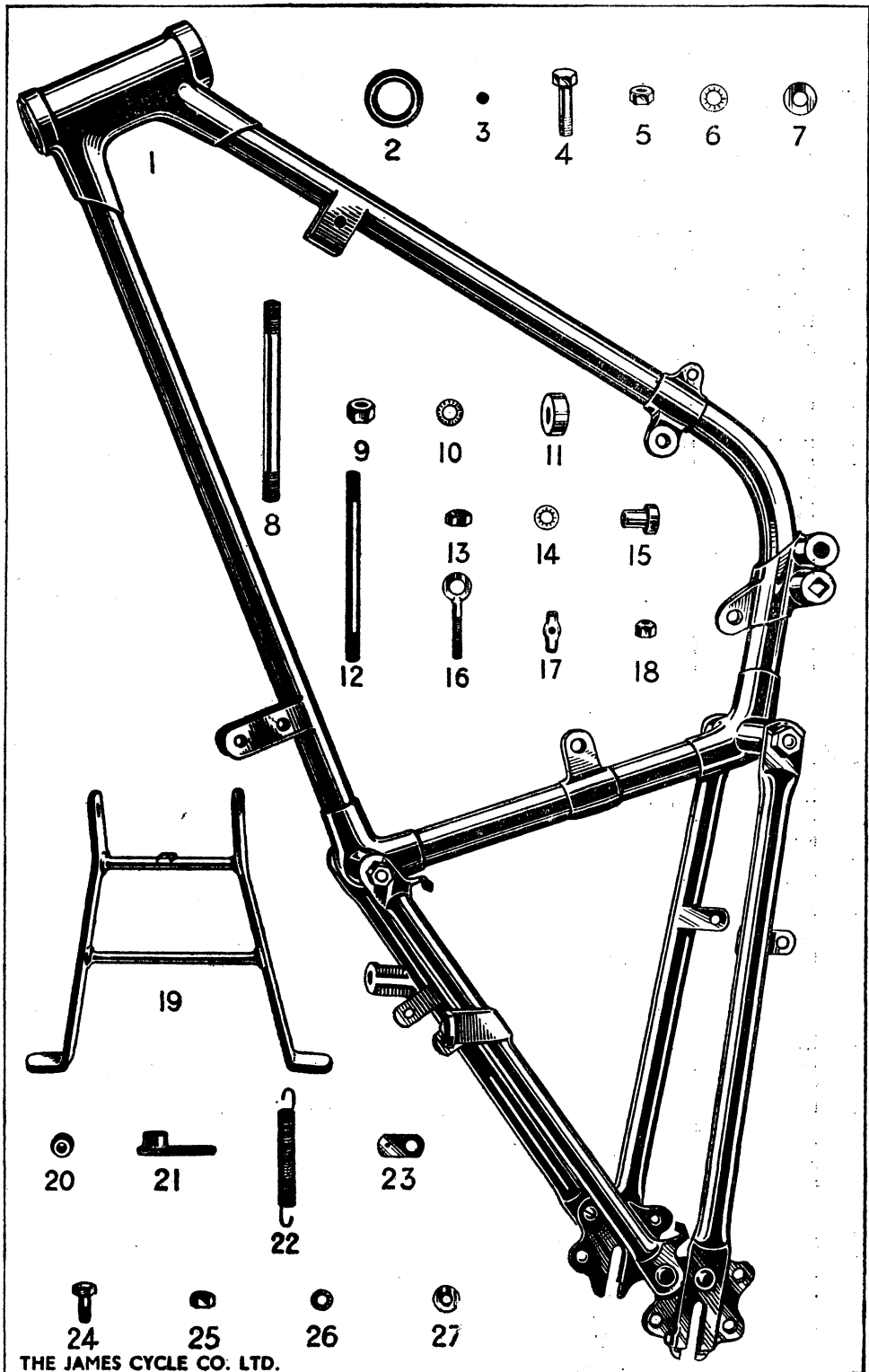
Illus. No.	Part No.	DESCRIPTION	No. Off	Prop. or M.T. No.	Nett Selling Price
		Kickstarter.			£ s. d.
1	D.4091	Crank, kickstarter	1		
2	E.4251	Bolt, kickstarter crank	1		
3	E.4252	Nut, kickstarter crank bolt	1		
4	E.4096	Pedal, kickstarter crank	1		
5	E.4098	Pin, kickstarter crank pedal	1		
6	—	Ball, kickstarter crank pedal, $\frac{1}{4}$ " dia.	1	MT7/165	
7	E.4270	Spring, kickstarter crank pedal pin	1		
8	E.4013	,, kickstarter crank return	1		
9	E.4014	Cover, kickstarter crank return spring	1		
10	E.4899	Plate, kickstarter stop	1		
11	E.4012	Screw, kickstarter stop plate	1		
12	D.3990	Spindle, kickstarter	1		
13	E.4913	Pawl, kickstarter	1		
14	E.4908	Plunger, kickstarter pawl	1		
15	E.4907	Spring, kickstarter pawl plunger	1		
		Gearbox Sprocket.			
16	E.4781	Sprocket, gearbox (12T)	1		
17	E.4910	Nut, gearbox sprocket	1		
18	E.4904	Washer, spacing, gearbox sprocket	1		
		Gearbox Clutch.			
19	D.6317ASS	Clutch assy.	1		
20	D.6318ASS	Sprocket assy. (Clutch 44T)	1		
21	E.4464	Insert, cork, clutch sprocket	15		
22	D.4462	Retainer, clutch sprocket ball	2		
23	E.5574	Rivet, clutch sprocket ball retainer	15		
24	—	Ball, clutch sprocket (3/16" dia.)	50	MT7/162	
25	D.6319ASS	Centre assy. clutch	1		
26	D.6320ASS	Plate assy., front clutch	1		
27	E.4466	Spring, clutch	6		
28	E.4208	Screw, clutch spring retaining	6		
		Gearbox Clutch Operating Mechanism.			
29	D.4086	Lever, clutch operating	1		
30	E.4902	Pin, clutch operating lever fulcrum	1		
31	E.401	Nut, clutch operating lever fulcrum pin	1		
32	E.4949	Screw, clutch operating lever adjusting	1		
31	E.401	Nut, clutch operating lever screw	1		
33	E.5187	Rod, push, clutch (long)	1		
34	E.5263	,, ,, ,, (short)	1		
35	E.4465	Pad, thrust, clutch push rod	1		



THE JAMES CYCLE CO. LTD.

JAMES I25 c.c. TWO STROKE MODEL M.L.

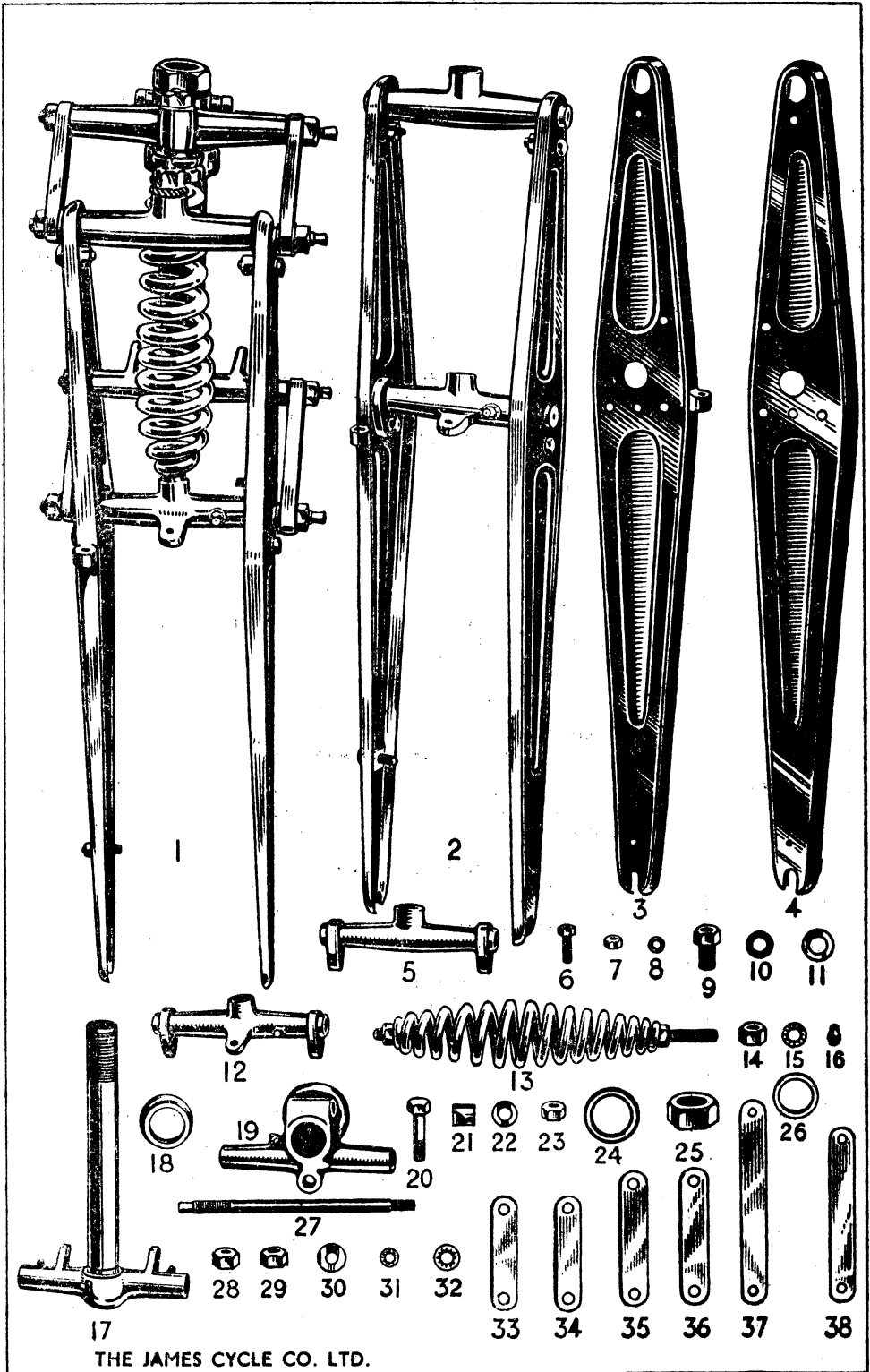
Illus. No.	Part No.	DESCRIPTION	No. Off	Prop. or M.T. No.	Nett Selling Price
£ s. d.					
FRAME GROUP.					
1	ML.17/2ASS	Frame assy. (A Frame Assy. comprises frame front, chainstays, seatstays and connecting studs.)	1		
2	ML.751	Ballrace, frame head, top	1		
2	ML.751	„ „ „ bottom	1		
3	BML.32	Ball, frame head race (3/16" dia.)	44	MT7.162	
4	MS.1035	Bolt, engine and gear unit fixing	3		
5	MS.156	Nut, engine and gear unit fixing bolt	3		
6	BML.33	Washer, shakeproof, engine and gear unit fix. bolt	3	MT5/15385	
7	MS.101	„ plain, eng. and gear unit fixing bolt ...	3		
8	MS.783	Stud, chainstay to frame front	1		
9	MS.273	Nut, chainstay to frame front stud	2		
10	BML.36	Washer, shakeproof, chainstay stud	2	MT5/15418	
11	MS.36	„ distance, chainstay stud	2		
12	MS.764A	Stud, seatstay to frame front	1		
13	MS.156	Nut, seatstay to frame front stud	2		
14	BML.33	Washer, shakeproof, seatstay stud	2	MT5/15385	
15	ML.2	Bush, distance, seat stay stud	2		
16	ML.41	Adjuster, rear chain	2		
17	ML.42	Drawplate, rear chain adjuster	2		
18	MS.224	Nut, rear chain adjuster	2		
STAND GROUP.					
19	ML.15ASS	Stand assy., centre	1		
20	ML.14	Bush, centre stand eye	2		
21	ML.13ASS	Plate, centre stand anchoring	1		
22	ML.643	Spring, centre stand return	pr. 2		
23	ML.643A	Plate, centre stand return spring anchoring ...	2		
24	MS.785	Pin, centre stand securing	2		
25	MS.156	Nut, centre stand securing pin	2		
26	BML.33	Washer, shakeproof centre stand securing pin ...	2	MT5.15385	
27	MS.101	„ plain centre stand securing pin	2		



THE JAMES CYCLE CO. LTD.

JAMES 125 c.c. TWO STROKE MODEL M.L.

Illus. No.	Part No.	DESCRIPTION	No. Off	Prop. or M.T. No.	Nett Selling Price	
FRONT FORK GROUP.						
1	ML.17/3ASS	Fork assy., front (A Fork Assy. comprises girder, column, column race, head clip, head clip race, spindles, links and spring.)	1		£ s. d.	
Fork Girder.						
2	ML.653ASS	Girder, fork	1			
3	ML.653	Side, fork (R.H.)	1			
4	ML.653A	„ „ (L.H.)	1			
5	ML.655	Bridge, top fork	1			
6	MS.222	Pin, fork bridge fixing (top)	2			
7	MS.224	Nut, fork bridge fixing pin (top)	2			
8	BML.35	Washer, shakeproof, fork bridge fixing pin ...	2	MT5/9688		
9	MS.849	Pin, fork top bridge	1			
10	BML.36	Washer, shakeproof fork top bridge pin ...	1	MT5/15148		
11	MS.271	„ plain fork top bridge pin	1			
12	ML.656	Bridge, bottom fork	1			
6	MS.222	Pin, fork bridge fixing (bottom)	2			
7	MS.224	Nut, fork bridge fixing pin	2			
8	BML.35	Washer, shakeproof, fork bridge fixing pin...	2	MT5/9688		
13	ML.663	Spring, with pin and nut, fork	1			
14	MS.156	Nut, spring to fork girder	1			
15	BML.33	Washer, shakeproof for spring pin	1	MT5/15385		
16	BMLP6	Nipple, grease, fork girder	2	MT1/TT/P6½BSF		
Fork Steering Stem and Crown.						
17	ML.657ASS	Crown and stem, fork	1			
18	ML.752	Ballrace, fork crown	1			
—	BML.32	Ball, fork crown ballrace 3/16" dia. (also listed under frame group).	22	MT7/162		
16	BMLP6	Nipple, grease, fork crown	2	MT1/TT/P6½BSF		
Fork Ball Head Clip.						
19	ML.3	Clip, fork ball head	1			
20	MS.986	Pin, fork ball head clip... ..	1			
21	ML.652	Sleeve, fork ball head clip pin	2			
23	MS.156	Nut, fork ball head clip pin	1			
22	BML.33	Washer, shakeproof, head clip pin	1	MT5/15385		
24	ML.751	Ballrace, fork ball head clip	1			
—	BML.32	Ball, forkhead clip ballrace 3/16" dia. (also listed under Frame Group).	22	MT7/162		
25	ML.33	Locknut, fork ball head	1			
26	ML.254	Washer, fork ball head	1			
16	BMLP6	Nipple, grease, fork ball head	1	MT1/TT/P6½BSF		
Fork Spindles.						
27	ML.745	Spindle, fork	4			
28	MS.276	Nut, fork spindle, 5/16" x 26 T.P.I.	4			
29	MS.186	„ „ „ 3/8" x 26 T.P.I.	4			
30	ML.658	Washer, knurled, fork spindle	4			
31	BML.34	„ shakeproof, fork spindle, 5/16" dia. ...	4	MT5/9687		
32	BML.33	„ shakeproof, „ „ 3/8" dia.	4	MT5/15385		
Fork Links.						
33	ML.6	Link, plain, fork top	1			
34	ML.5	„ threaded, fork top	1			
35	ML.8	„ plain, fork bottom	1			
36	ML.7	„ threaded fork bottom	1			
Head Lamp Brackets.						
37	ML.9	Bracket, long, headlamp (6")	2			
38	ML.9A	„ short, headlamp (5")	2			
6	MS.222	Pin, headlamp bracket to girder	2			
7	MS.224	Nut, headlamp bracket pin	2			
8	BML.35	Washer, shakeproof, headlamp bracket pin ...	2	MT5/9688		

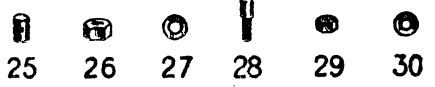

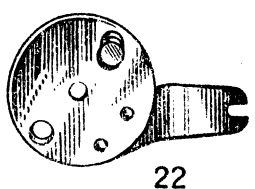
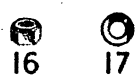


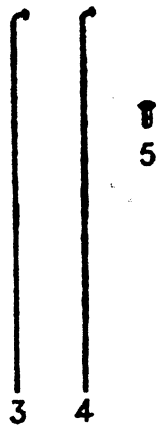



THE JAMES CYCLE CO. LTD.

JAMES 125 c.c. TWO STROKE MODEL M.L.

Illus. No.	Part No.	DESCRIPTION	No. Off	Prop. or M.T. No.	Nett Selling Price
		FRONT WHEEL GROUP.			
1	ML17/4AS	Wheel assy., front (A front wheel assy. comprises wheel, hub, spindle, cones, balls and brake gear.)	1		
2	BML.12	Rim, front wheel, 19 x W.M.O.	1		
3	BML.13	Spoke, front wheel brake side, 8½"	18		
4	BML.13A	" " " plain side, 8½"	18		
5	BML.16	" " " plain side, 8½"	36		
6	J1/4ASS	Nipple, front wheel spoke	1		
7	J6/4	Hub assy., front	2		
8	J10 4	Locknut front hub cone	2		
9	J7/4	Piece, distance front hub	2		
10	J9/4	Ballrace, front hub	2		
12	J3/4	Cap, dust, front hub	2		
13	J3 4A	Cone, fixed, front hub	1		
—	J8 4	" adjusting, front hub	1		
14	—	Ball, front hub cone, ½" dia.	20		
15	J2 4	Nipple, grease, front hub	1	MT7/165	
16	J4/4	Spindle, front hub	1	MT1/TT/8655	
17	J5 4	Nut, front hub spindle	2		
		Washer, front hub spindle	2		
		Front Wheel Brake.			
18	J12/4	Shoe assy., front brake (comprises shoe with linings riveted).	1		
19	J19/4/1	Lining, front brake shoe	pr. 2		
20	14/156	Rivet, front brake shoe lining	16		
21	J13/4	Spring, front brake shoe return	2		
22	J11/4/1	Plate, front brake anchoring	1		
11	J24/4	Washer, packing, front brake anchor plate ...	1		
23	J15/4	Cam, front brake	1		
24	J23/4	Lever, front brake cam	1		
25	J21/4	Roller, front brake cam lever	1		
26	J16/4/1	Nut, front brake cam lever	1		
27	J16/4/2	Washer, front brake cam lever	1		
28	MS.1052	Pin, front brake anchor plate to fork	1		
29	MS.224	Nut, front brake anchor plate pin	1		
30	MS.68	Washer, plain brake anchor plate pin	1		

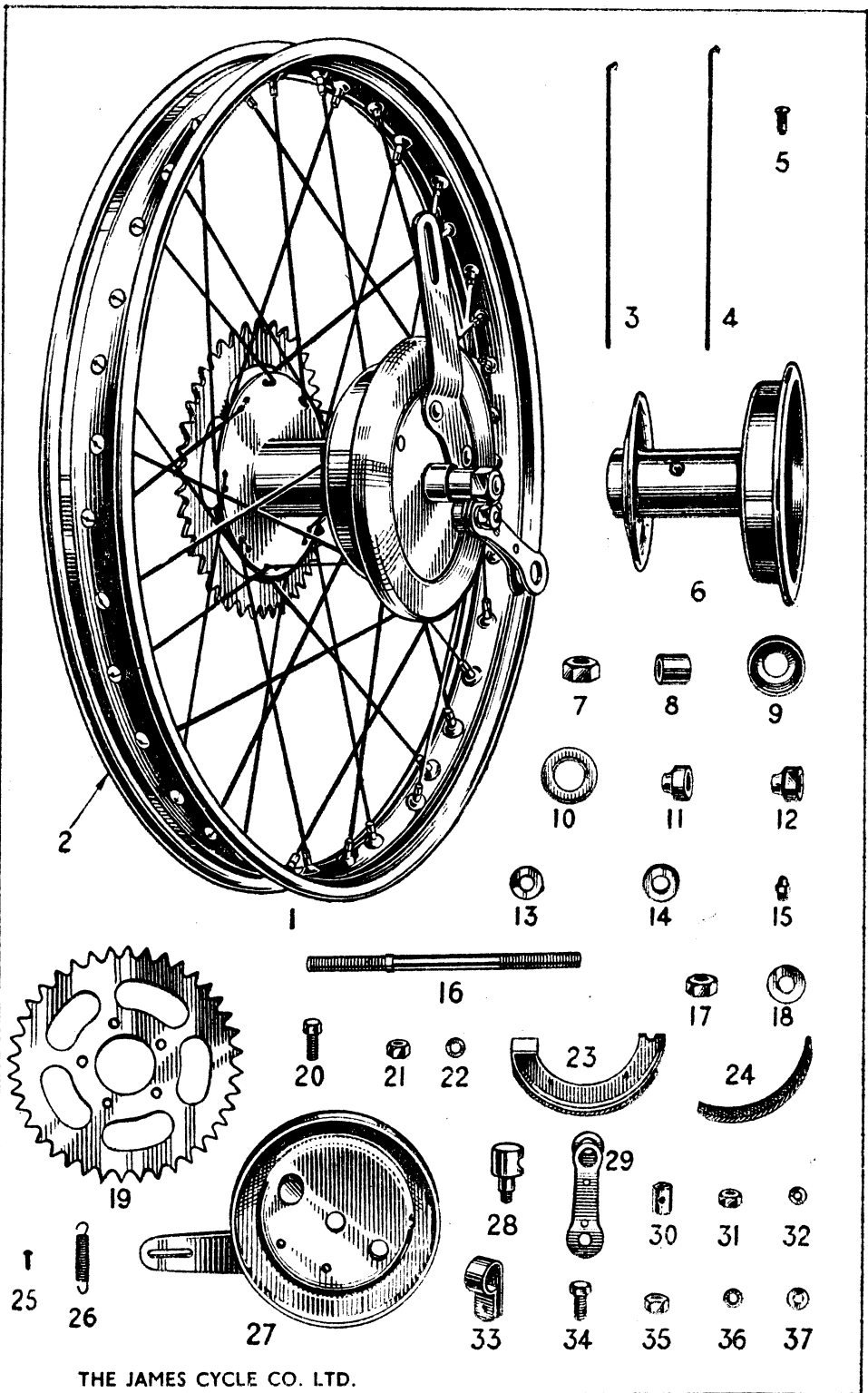
£ s. d.



THE JAMES CYCLE CO. LTD.


JAMES 125 c.c. TWO STROKE MODEL M.L.

Illus. No.	Part No.	DESCRIPTION	No. Off	Prop. or M.T. No.	Nett Selling Price £ s. d.
REAR WHEEL GROUP.					
1	ML17/5AS	Wheel assy., rear (Comprises wheel, hub, spindle, cones, balls, sprocket and brake gear.)	1		
2	BML.12	Rim, rear wheel 19" x WMO	1		
3	BML.14	Spoke, rear wheel brake side, 7 $\frac{1}{8}$ "	18		
4	BML.14A	" " " plain side, 8 $\frac{3}{8}$ "	18		
5	BML.16	Nipple, rear wheel spoke	36		
6	R1/5AS	Hub assy., rear	1		
7	R6/5	Locknut, rear hub (plain side)	1		
8	R24/5	Piece, distance, rear hub (brake side)	1		
9	R7/5	Ballrace, rear hub	2		
10	R9/5	Cover, dust, rear hub	2		
11	R3/5	Cone, fixed, rear hub	1		
12	R3/5A	" adjusting, rear hub	1		
—	R8/5	Ball, rear hub cone, 5/16" dia. per set	20	MT7/168	
15	—	Nipple, grease, rear hub	1	MT1/TT/8655	
16	R2/5	Spindle, rear hub	1		
17	R4/5	Nut, rear hub spindle	2		
18	R5/5	Washer, rear hub spindle	2		
19	ML.30A	Sprocket, rear chain (42T)	1		
20	R23/5/1	Bolt, rear chain sprocket	5		
21	R23/5/2	Nut, rear chain sprocket bolt	5		
22	R23/5/3	Washer, rear chain sprocket bolt	5		
Rear Wheel Brake.					
23	R12/5	Shoe assy., rear brake (Comprises shoe with linings riveted.)	1		
24	R19/5/1	Lining, rear brake shoe	pr. 2		
25	12	Rivet, rear brake shoe lining	16		
26	R13/5	Spring, rear brake shoe return	2		
27	R11/5/1	Plate, rear brake anchoring	1		
13	R27/5	Washer, packing, rear brake anchor plate, thin	1		
14	R26/5	" " " " " " " thick	1		
28	R15/5	Cam, rear brake	1		
29	R25/5	Lever, rear brake cam	1		
30	R21/5	Roller, rear brake cam lever	1		
31	J16/4/1	Nut, rear brake cam lever	1		
32	J16/4/2	Washer, rear brake cam lever	1		
33	MH.171	Clip, rear brake anchoring	1		
34	MS.706	Pin, rear brake anchor plate to clip	1		
35	MS.276	Nut, rear brake anchor plate pin	1		
36	BML.34	Washer, shakeproof, rear brake anchor plate pin	1	MT5/9687	
37	MS.70	" plain, rear brake anchor plate pin	1		



JAMES 125 c.c. TWO STROKE MODEL M.L.

Illus. No.	Part No.	DESCRIPTION	No. Off	Prop. No. M.T. No.	Nett Selling Price
MUDGUARD GROUP.					£ s. d.
Front Mudguard.					
1	BML.1AS	Mudguard assy., front (Comprises mudguard with front and rear stays, riveted.)	1		
2	MS.222	Pin, front mudguard to fork bridge ...	1		
3	MS.224	Nut, front mudguard bridge pin ...	1		
4	BML.33	Washer, shakeproof for bridge pin ...	1	MT5/15385	
5	MS.222	Pin, front mudguard stay to fork ...	2		
6	BML.35	Washer, shakeproof, fr. m/guard stay pin ...	2	MT5/9688	
7	MS.68	„ plain, fr. m/guard stay pin ...	2		
Rear Mudguard.					
8	BML.2AS	Mudguard, assy., rear	1		
9	MS.222	Pin, rear mudguard to chain stay ...	2		
10	MS.224	Nut, rear mudguard chain stay pin ...	2		
11	BML.35	Washer, shakeproof rear mudguard to chain stay pin	2	MT5/9688	
12	MS.222	Pin, rear mudguard to seat stay ...	2		
13	MS.224	Nut, rear mudguard to seat stay pin ...	2		
14	BML.35	Washer, shakeproof rear mudguard to seat stay pin	2	MT5/9688	
15	MS.785	Pin, rear mudguard stay to frame ...	2		
16	MS.156	Nut, rear mudguard stay pin ...	2		
17	BML.33	Washer, shakeproof rear mudguard stay pin	2	MT5/15385	
REAR BRAKE CONTROL GROUP.					
18	ML.4AS	Pedal assy., rear brake	1		
19	ML.10	Lever, rear brake pedal shaft	1		
20	MS.156	Nut, rear brake pedal lever to shaft ...	1		
21	BML.33	Washer, shakeproof rear brake pedal lever	1	MT5/15385	
22	MS.101	„ plain, rear brake pedal lever ...	1		
23	ML.23	Tube, distance, rear brake pedal shaft ...	1		
24	BMLP.6	Nipple, grease, rear brake pedal ...	2	MT1/TT/P6½BSF	
25	ML.24	Rod, rear brake	1		
26	BML.15	Cotter, split, rear brake rod (pedal end) ...	1	MT1/5655	
27	R22/5	Nut, rear brake rod adjusting	1		

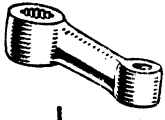


THE JAMES CYCLE CO. LTD.

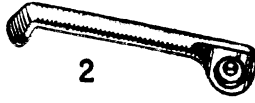
JAMES-125 c.c. TWO STROKE MODEL M.L.

Illus. No.	Part No.	DESCRIPTION	No. Off	Prop. or M.T. No.	Nett Selling Price
FOOTREST GROUP.					
1	ML.20	Hanger, footrest	2		
2	ML.18	Pedal, footrest	2		
3	MS.206	Washer, spring, footrest pedal	2		
4	ML.27	Pin, footrest pedal	2		
5	BML.15	Cotter, split, footrest pedal pin	2	MT1/5655	
6	ML.19	Joint, footrest pedal	2		
7	MS.156	Nut, footrest pedal joint	2		
8	BML.33	Washer, shakeproof, footrest pedal joint	2	MT5/15385	
9	ML.21	Rod, footrest	1		
10	MS.273	Nut, footrest rod	2		
11	BML.36	Washer, shakeproof, footrest rod	2	MT5/15148	
12	MS.271	„ „ plain, footrest rod	2		
13	ML.22	Tube, distance, footrest rod	2		
CHAINCASE GROUP.					
14	B.3979	Chaincase, front half	1		
15	E.4104	Plug, chaincase oil level	1		
16	V107x3E	Washer, fibre, chaincase oil level plug	1		
17	B.3978	Chaincase, rear half	1		
18	1137x4E	Screw, chaincase to gearbox shell	1		
19	E.4082	Plate, gland, chaincase oil retaining	1		
20	E.4083	Rivet, chaincase oil retaining gland plate	1		
21	E.4108	Washer, felt, chaincase gland plate	1		
22	C.4107	„ „ joint, primary chaincase	1		
23	E.4093	Stud, chaincase securing	1		
24	E.4097	Nut, chaincase securing stud	1		
25	W.174	Dowel, front chaincase locating	1		
CHAINGUARD GROUP.					
26	BML.3	Chainguard, rear	1		
27	MS.94	Pin, rear chainguard to gear box shell	1		
28	BML.37	Washer, shakeproof, rear chain guard pin	1	MT5/15413	

£ s. d.



1



2

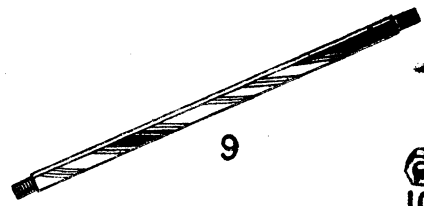


3



4

5



9



6



7



8



10



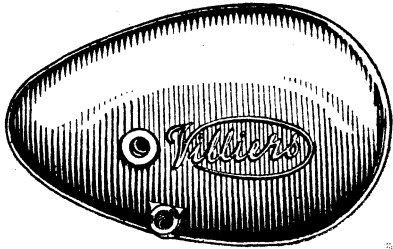
11



12



13



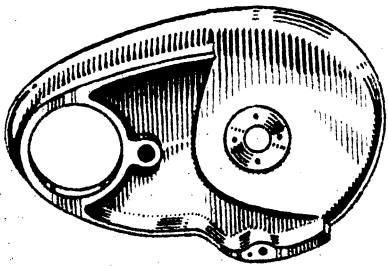
14



15




16



17



18




19

20



21



22

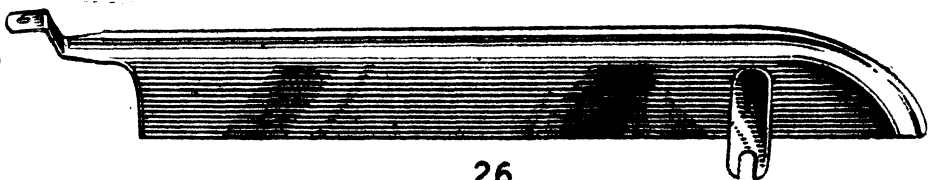


23



24

25



26



27

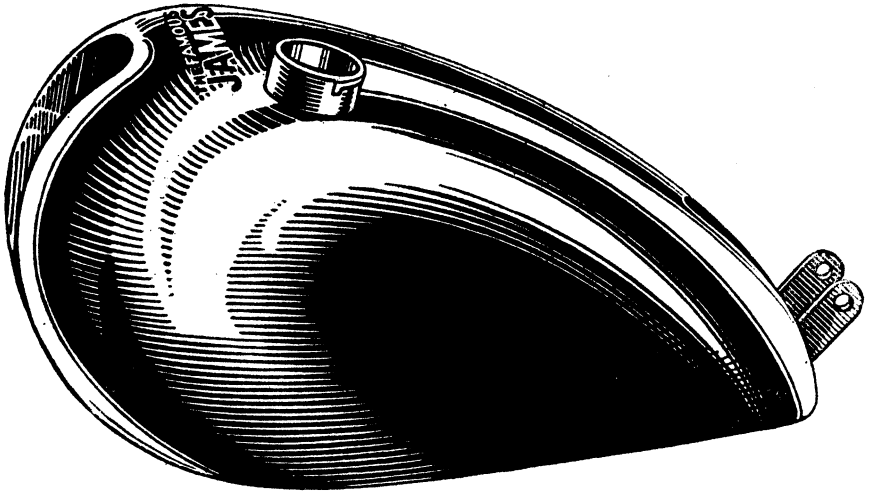


28

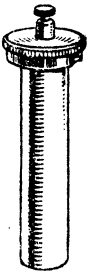
THE JAMES CYCLE CO. LTD.

JAMES 125 c.c. TWO STROKE MODEL M.L.

Illus. No.	Part No.	DESCRIPTION	No. Off	Prop. or M.T. No.	Nett Selling Price £ s. d.
FUEL TANK GROUP.					
1	BML.4	Tank, fuel	1		
2	BML.5	Cap, fuel tank	1		
3	MS.1085	Bolt, fuel tank fixing (front)	1		
4	MS.156	Nut, fuel tank fixing bolt (front)	1		
5	BML.33	Washer, shakeproof, fuel tank fix. bolt (front)	1	MT5/15385	
6	MS.101	Washer, plain, fuel tank fixing bolt (front)	1		
7	MS.1086	Bolt, fuel tank fixing (rear)	1		
8	MS.276	Nut, fuel tank fixing bolt (rear)	1		
9	BML.34	Washer, shakeproof, fuel tank fixing bolt (rear)	1	MT5/9687	
10	MS.70	Washer, plain, fuel tank fixing bolt (rear)	1		
11	BML8/ASS	Pipe assy., fuel feed	1		
12	BML8A/ASS	Pipe assy., fuel balance	1		
13	BML.7	Tap, fuel	1		
14	BML.6	Washer, fibre, fuel tap	1		



1



2



3



4



5



6



7



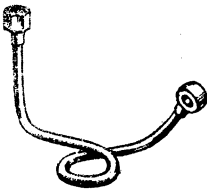
8



9



10



11



12



13

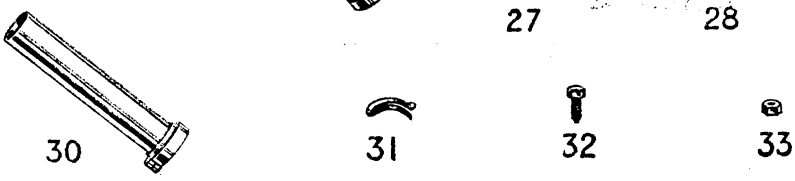
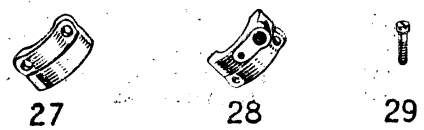
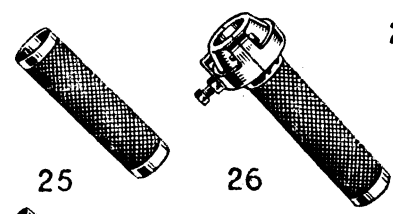

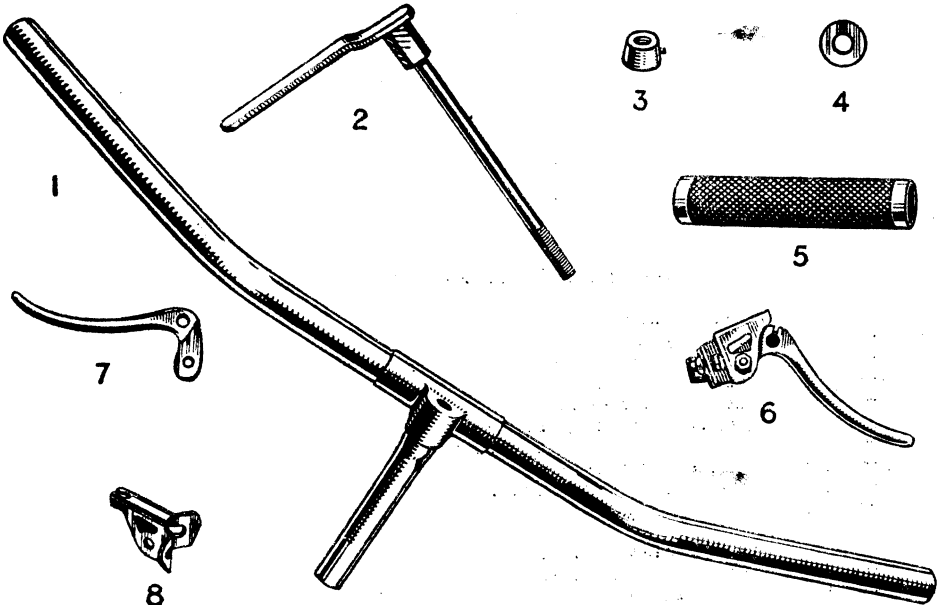


14

THE JAMES CYCLE CO. LTD.

JAMES 125 c.c. TWO STROKE MODEL M.L.

Illus. No.	Part No.	DESCRIPTION	No. Off	Prop. or M.T. No.	Nett Selling Price £ s. d.
HANDLEBAR AND HANDLEBAR CONTROL GROUP.					
Handlebar.					
1	BML.26/3	Handlebar	1		
2	ML.40	Bolt, handlebar expander	1		
3	ML.40A	Cone, handlebar expander bolt	1		
4	MS.101	Washer, plain, handlebar expander bolt	1		
5	BML.26/2	Grip, canvas, handlebar, L.H.	1		
Clutch Control.					
6	43	Lever assy., clutch	1		
7	43/1	Lever, clutch	1		
8	43/2	Bracket, clutch lever	1		
9	43/3	Clamp, clutch lever	1		
10	43/4	Screw, clutch lever clamp	2		
11	43/5	Nut, clutch lever clamp screw	2		
12	43/6	Pin, clutch lever fulcrum	1		
13	43/7	Nut, clutch lever fulcrum pin	1		
14	43/8	Washer, spring, clutch lever fulcrum pin	1		
Decompressor Control.					
15	58A	Lever assy., decompressor	1		
16	58A/1	„ decompressor	1		
17	58/2	Bracket, decompressor lever	1		
18	58/3	Clamp, decompressor lever	1		
19	58/4	Screw, decompressor lever clamp	1		
20	58/5	Nut, decompressor lever clamp screw	1		
21	58/6	Pin, decompressor lever fulcrum	1		
22	58/7	Washer, plain, decompressor lever ful. pin... ..	1		
23	58A/8	Trunnion, decompressor lever	1		
24	58A/9	Cotter, split, decompressor lever trunnion	1	MT1/5655	
Front Brake Control.					
6	43	Lever assy., front brake	1		
7	43/1	„ front brake	1		
8	43/2	Bracket, front brake lever	1		
9	43/3	Clamp, front brake lever	1		
10	43/4	Screw, front brake lever clamp	2		
11	43/5	Nut, front brake lever clamp screw	2		
12	43/6	Pin, front brake lever fulcrum	1		
13	43/7	Nut, front brake lever fulcrum pin	1		
14	43/8	Washer, spring front brake lever fulcrum pin	1		
Throttle Control.					
25	16-045C	Grip, canvas, throttle, twistgrip	1		
26	16-117C	Twist grip throttle	1		
27	16-060	Body, top, twist grip	1		
28	16-061	„ bottom, twist grip	1		
29	11-013	Screw, twist grip body	2		
30	16-091	Rotor assy., twist grip	1		
31	16-008	Spring, twist grip friction	1		
32	16-009	Screw, twist grip friction spring	1		
33	16-010	Nut, twist grip friction spring screw	1	MT5/15782	

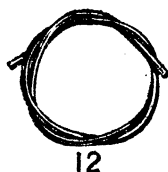
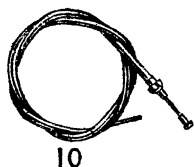
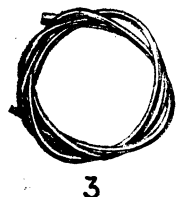
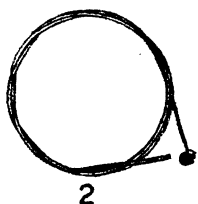
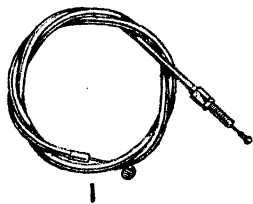


THE JAMES CYCLE CO. LTD.

JAMES 125 c.c. TWO STROKE MODEL M.L.

Illus. No.	Part No.	DESCRIPTION	No. Off	Prop. or M.T. No.	Nett Selling Price
CONTROL CABLE GROUP.					
Clutch Cable.					
1	BML.26/5	Cable assy., clutch	1		
2	BML.26/5/1	„ clutch, inner	1		
3	BML.26/5/2	Casing „ cable	33"	MT1/13465	
4	BML.26/5/3	Cap, clutch cable casing	2	MT1/BN/PN/991/1	
5	BML.26/5/4	Nipple, clutch cable, gearbox end	1		
6	BML.26/5/5	„ „ handlebar end	1		
7	BML.26/5/7	Adjuster, clutch cable	1		
8	BML.26/5/8	Locknut, clutch cable adjuster	1		
9	BML.26/5/6	Stop, clutch cable	1		
Decompressor Cable.					
10	BML.26/7	Cable assy., decompressor	1		
11	BML.26/7/1	„ decompressor, inner	1		
12	BML.26/7/2	Casing, decompressor cable	28"	MT1/13464	
13	BML.26/7/3	Cap, decompressor cable casing	2	MT1/1032	
14	BML.26/7/4	Nipple, decomp. cable, handlebar end	1		
15	BML.26/5/6	Stop, decompressor cable	1		
Front Brake Cable.					
16	BML.26/6	Cable assy, front brake	1		
17	BML.26/6/1	„ front brake, inner	1		
18	BML.26/6/2	Casing, front brake cable	20½"	MT1/13465	
19	BML.26/6/3	Cap, front brake cable casing	2	MT1/BN/PN/991/1	
20	BML.26/6/3	Nipple, front brake cable, brake end	1		
21	BML.26/5/5	„ „ handlebar end	1		
22	BML.26/5/7	Adjuster, front brake cable	1		
23	BML.26/5/8	Locknut, front brake cable adjuster	1		
24	BML.26/5/6	Stop, front brake cable	1		
25	J.20/4	Rod, front brake	1		
26	BML.26/6/7	Spring, front brake rod	1		
27	BML.26/6/4	Box, front brake rod	1		
28	BML.26/6/5	Nut, front brake rod box	1		
29	BML.26/6/6	Plunger, front brake rod box	1		
30	J.22/4	Nut, front brake rod adjusting	1		
Throttle Cable.					
31	V.589E	Cable assy., throttle	1		
32	V.601E	„ throttle, inner	1		
33	V.602E	Casing, throttle cable	30"	MT1/13464	
34	—	Cap, throttle cable casing	2	MT1/1032	
35	V.108x15E	Nipple, throttle cable, carb. end	1		
36	12/034	„ „ handlebar end	1		
37	V.105x1E	Adjuster throttle cable	1	MT12/VS/V105x1E	
38	V.105x2E	Locknut, throttle cable adjuster	1	MT12/VS/V105x2E	
39	16-011	Stop, throttle cable	1		

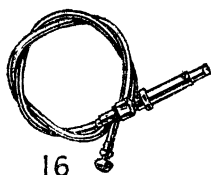
£ s. d.



10

11

12



16

17

18



19

20

21

22

23

24



25



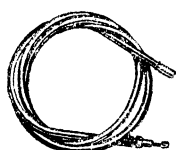
26

27

28

29

30



31

32

33

34

35

36



37

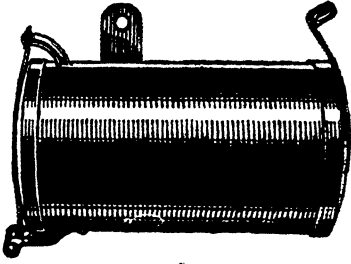
38

39

THE JAMES CYCLE CO. LTD.

JAMES 125 c.c. TWO STROKE MODEL M.L.

Illus. No.	Part No.	DESCRIPTION	No. Off	Prop. or M.T. No.	Nett Selling Price
		TOOLBOX GROUP.			£ s. d.
1	ML.32ASS	Box assy., tool	1		
		TOOL GROUP (KIT).			
2	BML.27	Spanner, adjustable, 4"	1	MT2/2187	
3	BML.28	Pliers, 6"	1	MT2/12155	
4	BML.27A	Spanner, magneto	1	MT2/50750	
5	ML.57	Spanner, exhaust pipe	1		
6	ML.56	,, D.E. .525/.601"	1		
7	ML.55	,, D.E. .338/.448"	1		
8	BML.30A	Screw driver	1	MT2/5249	
9	ML.59	Lever, tyre	3	MT2/351	
10	BML.61	Extractor, chain rivet	1	MT2/2217	
11	BML.57	Links, spare chain	1	(sundries group)	
12	BML.62	Roll, insulating tape	1	MT1/2250	
13	BML.60	Coil, binding wire 18G	$\frac{1}{8}$ lb.	(VAOS) GB.1812	
14	—	Outfit, tyre repair	1	MT6/16287	
15	—	Driver's handbook	1	LV6/CT/100/JM1	
16	BML.44	Tool wallet	1		



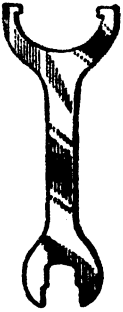
1



2



3



5



6



7



8



9



10



11




12




13



14



15


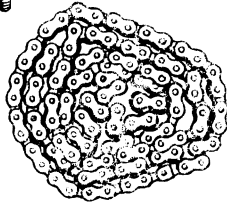

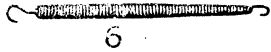
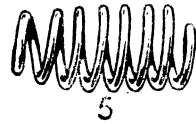
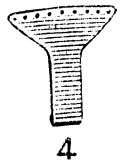
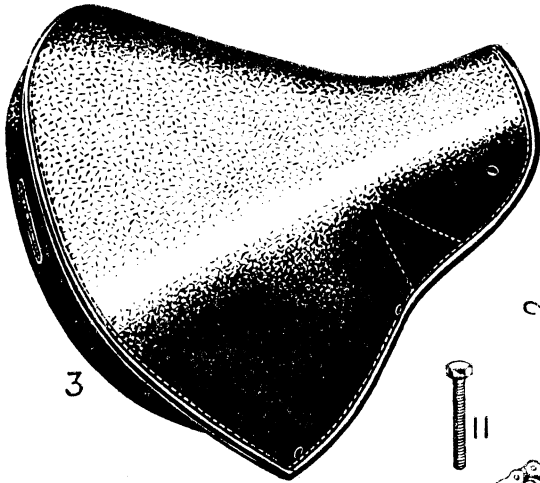
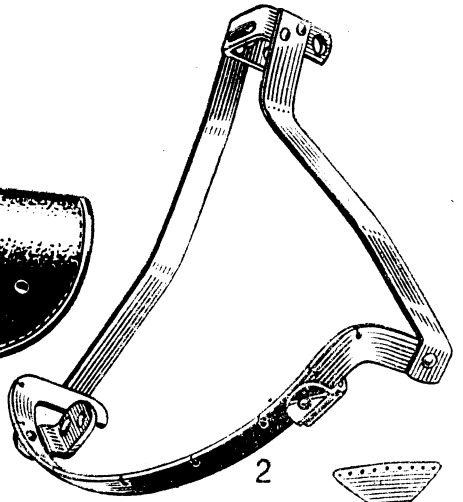
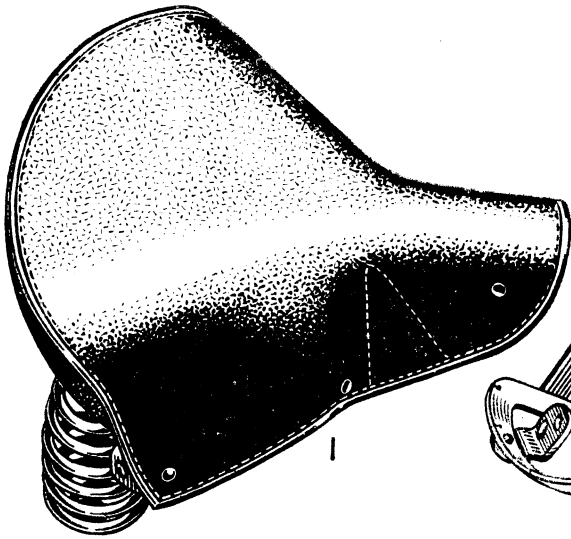


16

THE JAMES CYCLE CO. LTD.

JAMES 125 c.c. TWO STROKE MODEL M.L.

Illus. No.	Part No.	DESCRIPTION	No. Off	Prop. or M.T. No.	Nett Selling Price
SADDLE GROUP.					£ s. d.
1	BML.22	Saddle assembly	1	MT1/MSD/M43	
2	—	„ frame	1	Not serviced	
3	—	Cover, saddle	1	MT1/TE/2	
4	—	Anchor plate, front spring	1	Not serviced	
5	—	Spring, rear, saddle	2	MT1/LT/13	
6	—	„ top, 5 $\frac{5}{8}$ ”, saddle	2	MT1/TE/1/2	
7	—	„ top, 5 $\frac{7}{8}$ ”, „	2	MT1/TE/1/3	
8	—	„ top, 6 $\frac{3}{8}$ ”, saddle	5	MT1/TE/1/5	
9	—	Bolt, front, saddle	1	MT1/MSD/M43/4	
10	—	Nut, front bolt, saddle	1	MT1/MSD/M43/5	
11	ML.58	Pin, saddle spring to seat stay	2		
12	MS.276	Nut, saddle spring pin	6		
13	BML.34	Washer, shakeproof, for saddle spring pin	2	MT5/9687	
14	MS.70	„ plain, for saddle spring pin	4		
SUNDRIES GROUP.					
15	—	Chain, primary, 58 links	1	MT11/28611	
16	—	Link, primary chain connecting	1	MT11/46451	
17	—	Clip, primary chain connecting link	1	MT11/46455	
18	—	Link, primary chain, double cranked	A/R	MT11/46442	
19	BML.25	Chain, rear, 105 links	1	MT11/2756	
20	—	Link, rear chain connecting	1	MT11/33394	
21	—	Clip, rear chain connecting link	1	MT11/46445	
22	—	Link, cranked, rear chain	1	MT11/454	
23	BML.51	Clip, lighting cable harness	1		
24	MS.94	Pin, lighting cable harness clip	1		
25	MS.143	Nut, lighting cable harness clip pin	1		
26	BML.52	Clip, cables to tank tube	2	MT4/24496	
27	BML.41	Clip, tail lamp cable to mudguard	4	Not serviced	
28	—	Pump, tyre	1	MT1/18374	



28

23

24


25

26

THE JAMES CYCLE CO. LTD.

JAMES 125 c.c. TWO STROKE MODEL M.L.

Illus. No.	Part No.	DESCRIPTION	No. Off	Prop. or M.T. No.	Nett Selling Price
—	—	CARBURETTOR GROUP. Carburettor c/w strangler ...	1	MT12/VS/V593B	£ s. d.
		Carburettor Body.			
1	—	Body, carburettor... ..	1	MT12/VS/V577C	
2	—	Ring, carburettor body top ...	1	MT12/VS/V107X5E	
3	—	Top, carburettor body ...	1	MT12/VS/V603E	
4	—	Adjuster, carb. throttle cable ...	1	MT12/VS/V105X1E	
5	—	Nut, carb. throttle cable adj. ...	1	MT12/VS/105X2E	
6	—	Valve, carburettor throttle ...	1	MT12/VS/V580E	
7	—	Spring, carb. throttle valve ...	1	MT12/VS/V586E	
8	—	Needle, carburettor throttle ...	1	MT12/VS/V137X4E	
9	—	Adjuster, carb. throttle needle ...	1	MT12/VS/V413E	
10	—	Spring, carb. throttle needle ...	1	MT12/VS/V107X7E	
11	—	Jet and centre piece assy., carb. ...	1	MT12/VS/V595E	
12	—	Washer, fibre, carb. jet & centre piece.	1	MT12/VS/V107X3E	
13	—	Clip, carb. inlet manifold ...	1	MT12/VS/V107X15E	
14	—	Screw, carb. inlet manifold clip ...	1	MT12/VS/V107X16E	
15	—	Tickler assy., carburettor ...	1	MT12/VS/V596E	
—	X	Tickler, carburettor ...	1		
—	X	Spring, carburettor tickler ...	1		
—	X	Cotter, split, carburettor tickler	1		
		X—Not serviced. Demand Tickler assembly.			
16	—	Needle, carburettor fuel feed ...	1	MT12/VS/V/355E	
17	—	Toggle assy., carb. fuel feed ...	1	MT12/VS/V375E/V257E	
18	—	Union banjo, carb. fuel pipe ...	1	MT12/VS/V381E	
19	—	Bolt, carburettor fuel pipe ...	1	MT12/VS/V382E	
20	—	Gauze, carburettor banjo union ...	1	MT12/VS/V404E	
21	—	Washer, fibre, carb. fuel pipe ...	1	MT12/VS/V383E	
22	—	" " " "	1	MT12/VS/H104X8	
		Float Chamber.			
23	—	Chamber, float, carburettor ...	1	MT12/VS/V146X6E	
24	—	Washer, joint, carb. float cham. top	1	MT12/VS/V107X2E	
25	—	Nut, carb. float cham. securing ...	1	MT12/VS/V581E	
26	—	Washer, fibre, carb. float cham. nut	1	MT12/VS/V107X4E	
27	—	Float, carburettor ...	1	MT12/VS/V107X1E	
		Air Strangler.			
28	—	Strangler assy., air ...	1	MT12/VS/V605D	
—	X	Body, air strangler ...	1		
		X—Not serviced. Demand strangler assy.			
29	—	Clip, air stangler to carb....	1	MT12/VS/V113X14E	
30	—	Screw, air strangler clip ...	1	MT12/VS/V107X16E	
—	X	Valve, air strangler ...	1		
—	X	Spindle, air strangler valve ...	1		
		X.—Not serviced. Demand strangler assy.			
31	—	Screw, air strangler valve securing	1	MT12/VS/V562E	
32	—	Lever, air strangler ...	1	MT12/VS/V585E	
33	—	Screw, air strangler lever securing	1	MT12/VS/V561E	
34	—	Ball, air strangler lever locating ...	1	MT7/162	
35	—	Spring, air strangler lever loc. plunger	1	MT12/VS/V588E	
		Air Cleaner.			
36	—	Cleaner, air (Maze type) ...	1	MT12/VS/V496E	
37	—	Clip, air cleaner to strangler ...	1	MT12/VS/V599E	
38	—	Screw, air cleaner clip ...	1	MT12/VS/V597E	
39	—	Nut, air cleaner clip screw ...	1	MT12/VS/V598E	



1



2



3



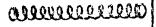
4



5



6



7



8



9



10



11



12



13



14



15



16



17



18



19



20



21



22



23



24



25



26



27



28



29



30



31



32




33



34



35



36



37



38

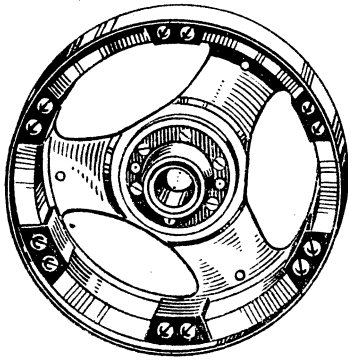


39

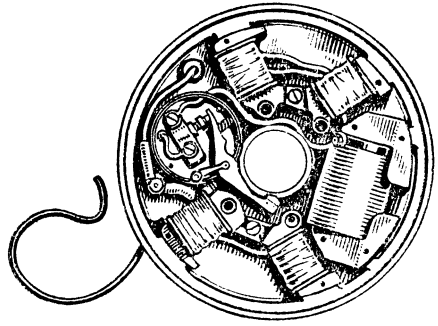
THE JAMES CYCLE CO. LTD.

JAMES 125 c.c. TWO STROKE MODEL M.L.

Illus. No.	Part No.	DESCRIPTION	No. Off	Prop. or M.T. No.	Nett Selling Price
		MAGNETO FLYWHEEL GROUP.			£ s. d.
1	—	Flywheel, with magnets and poles	1	MT8/VS/M1484D	
2	—	Coil plate assy. magneto ...	1	MT8/VS/M1621C	
3	1137X4E	Screw, magneto coil plate to crank case	4		
4	—	Contact set, magneto	1	MT8/VS/V600E	
5	—	Condensor, magneto	1	MT8/VS/1124X11E	
6	—	Box, condensor magneto... ..	1	MT8/VS/1012X2C	
7	—	Stud, condensor box magneto ...	2	MT8/VS/1053X1E	
—	—	Clip, contact breaker rocker, mag.	1	Not serviced.	
8	—	Coil assy., ignition magneto ...	1	MT8/VS/M1361E	
9	—	Coil, lighting, magneto (set of 2)	1	MT8/VS/M1384D	
			set		
10	—	Screw, coil fixing magneto	8	MT8/VS/M1383E	
11	—	Pickup parts, magneto	1	MT8/VS/M1623E	
12	—	Connector assy., light., low tension	1	MT3/LU/SA147	
13	—	Screw, terminal magneto... ..	1	MT5/43798	
14	—	Cover, magneto flywheel	1	MT8/VS/M1580D	
15	—	Screw, magneto flywheel cover	3	MT8/VS/M1228E	



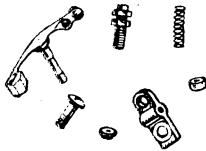
1




2



3



4



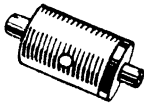
5



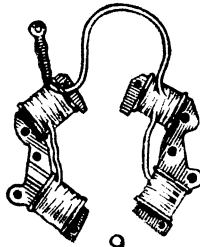
6



7



8



9



10




11



12



13



14



15

THE JAMES CYCLE CO. LTD.

JAMES I25 c.c. TWO STROKE MODEL M.L.

Illus. No.	Part No.	DESCRIPTION	No. Off	Prop. or M.T. No.	Nett Selling Price £ s. d.
HEADLAMP GROUP.					
—	—	Headlamp with mask	1	MT3/LU/DU42/FM	
—	—	Screw, headlamp fixing	2	MT3/LU/112201	
—	—	Clasp with stud, headlamp rim fix.	1	MT3/LU/516047	
—	—	Reflector assy., headlamp	1	MT3/LU/NB398/36	
—	—	Wire, headlamp back shell fixing	1	MT3/LU/NB398/10	
—	—	Shell assy., headlamp reflec. back	1	MT3/LU/515191	
—	—	Holder assy., headlamp bulb (main)	1	MT3/LU/504801	
—	—	Clip and screw assy. headlamp bulb holder	1	MT3/LU/N890	
—	—	Spring, wire, headlamp reflec. fix.	4	MT3/LU/NB317/41	
—	—	Joint head, headlamp reflector ...	1	MT3/LU/NC309/6	
—	—	Switch assy., headlamp lighting ...	1	MT3/LU/31019	
—	—	Resistance assy., headlamp	1	MT3/LU/308392	
—	—	Ring rubber, headlamp switch ...	1	MT3/LU/NB2404/24	
—	—	Screw, grub, headlamp terminals	7	MT5/29889	
—	—	Clip, headlamp switch fixing	1	MT3/LU/308234	
—	—	Handle with screw, headlamp	1	MT3/LU/351567	
—	—	Frame, headlamp glass fixing	1	MT3/84536	
—	—	Gasket, rubber, headlamp glass	1	MT3/84537	
—	—	Glass, rectangular, headlamp	1	MT3/84535	
—	—	Mask assy., headlamp	1	MT3/84604	
—	—	Bulb, electric, 6 volt, 24 and 24 watt S.B.C.	1	MT3/12534	
—	—	Bulb, electric, 6 volt, 3 watt S.C.C.	1	MT3/47174	
TAIL LAMP GROUP.					
—	—	Tail lamp	1	MT3/WD/MCT1	
—	—	Case with ruby, tail lamp	1	MT3/LU/525890	
—	—	Spring, tail lamp body retaining	3	MT3/LU/525886	
—	—	Set of parts, tail lamp bulb holder	1	MT3/LU/525897	
—	—	Connector with cover. tail lamp	1	MT3/LU/SA147	
—	—	Bulb, electric, 6 volt, 3 watt, S.C.C.	1	MT3/47174	
WIRING GROUP.					
—	—	Lighting and charging circuit ...	A/R	MT4/19167	
—	—	Ignition, H.T. circuit	A/R	MT4/7930	
HORN GROUP.					
—	—	Bulb horn	1	Not serviced.	
SPARKING PLUG GROUP.					
—	—	Plug, sparking	1	MT4/29944	
—	—	Washer, sparking plug sealing ...	1	MT1/15383	
—	—	Lead, H.T. sparking plug	A/R	MT4/7930	
—	—	Suppressor, H.T. lead	1	MT4/21387	
—	—	Connector, H.T. lead immobilising	1	MT4/18869	
—	—	Screw, grub, immobilising con'tor	1	MT5/33637	